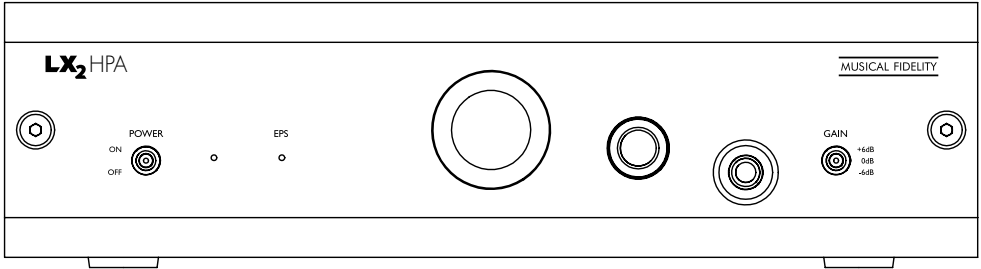


MUSICAL FIDELITY

LX₂-HPA Headphone Amplifier

Instruction Manual



Introduction

Thank you for purchasing the LX₂-HPA. We sincerely hope that it will bring you many years of outstanding listening pleasure.

Installation Precautions

Your new LX₂-HPA is designed and built to provide trouble-free performance, but as with all electronic devices, it is necessary to observe a few precautions:

Do not use the LX₂-HPA near water. The unit must not be exposed to dripping or splashing and no objects filled with liquids, such as vases, must be placed on the unit.

Keep the LX₂-HPA away from heat such as radiators. No naked flame sources, such as lighted candles, should be placed on the unit.

Power Supply Note:

Only use approved Musical Fidelity DC power supply. The use of other adaptors or supplies could seriously damage the LX₂-HPA.

This Hi-fi product has been tested to ensure that its operation is not adversely affected by normal background levels of Radio Frequency Interference (R.F.I.), and that it does not itself generate excessive amounts of interference. However, if a problem persists, please contact your Musical Fidelity agent.

Never open the case of the LX₂-HPA yourself, as this will invalidate the guarantee.

Place all connecting cables where they are not likely to be walked on or trapped by items placed on them.

The LX₂-HPA will operate in accordance with its specifications within the following environmental range:

- Temperature 5 to 45 degrees Celsius
- Humidity 10 to 90% non condensing

There are no user adjustments inside. Please refer all service work to an authorised Musical Fidelity agent.

Connections

All connections must be made before the mains adaptor is plugged in and before any amplifier connected is switched on. Always switch off the equipment attached to the LX₂-HPA before connecting/disconnecting power, changing leads or inputs. This is to prevent loud noises being put out through the headphones.

Inputs

Using good quality RCA leads (not supplied), connect the left and right outputs from a CD player or other audio source to the LX₂-HPA INPUT sockets.

Outputs

Two headphone sockets are available to allow a greater range of headphones to be used without need of adaptors. the 3.5mm Jack is standard for 3.5mm terminated phones. The 1/4 inch (6.3mm) jack is standard for 1/4 inch terminated headphones.

Connect the LX₂-HPA left and right OUTPUTS to the desired LINE LEVEL (e.g. AUX) inputs of the amplifier system.

Power


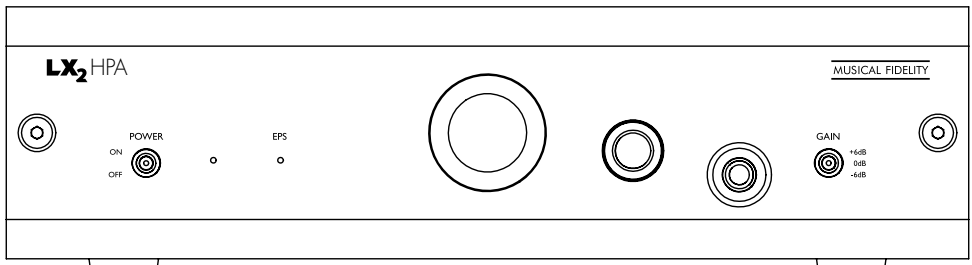
Plug the DC connector lead from the power supply unit into the LX₂-HPA power inlet socket, and plug the adaptor into a convenient wall mains outlet. Switch on the unit, and the status LED next to the power switch will light to confirm the unit is ready for use.

Use

You can adjust the gain by +6dB or -6dB according to listening preference and headphone impedance.

This product has been designed so that it may be left on indefinitely, but please note that the mains adaptor may become warm to the touch - this is normal.

Turn the volume on the amplifier to normal listening levels, sit back and enjoy the music.



Specifications	Total harmonic distortion Signal / noise ratio	0.01% >80dB	
General	Power requirement	12 - 24V 100mA regulated	
Connections	RCA Input RCA Output Headphone output (6.3mm) Headphone output (3.5mm) Power Input	1pr RCA sockets 1pr RCA sockets 1 Stereo jack socket 6.3mm 1 Stereo jack socket 3.5mm DC Jack (1.3mm inner pin, outer Ø 3.5mm)	
Dimensions	Length Width Height	197mm 172mm 46.50mm	Including terminals Including feet
Weight	Unit alone Unit with packing	1.05Kg 1.50Kg	
Accessories (supplied)	Power Supply	12V 500mA	

<p>Basic problem solving with an amplifier is similar to trouble shooting other electrical or electronic equipment. Always check the most obvious possible causes first, such as the following examples:</p>		
No power	<p>Power supply not switched on.</p> <p>Power plug is not fully inserted into rear power socket.</p>	<p>Check power supply s plugged in and switched on.</p> <p>Plug in securely.</p>
No sound	<p>Wrong connections between input source and the LX₂-HPA.</p> <p>Wrong connections between the LX₂-HPA and the following component.</p>	<p>Check audio input lead connections.</p> <p>Check audio output connections.</p>
Hum	<p>Audio connector plug not fully pushed in.</p>	<p>Inset plug securely and check leads.</p>
<p>If none of the above actions effect a cure, please contact your dealer, or an authorised Musical Fidelity service agent.</p>		

Item disposal information for Europe



DISPOSAL

The crossed out wheeled bin label that appears on the back panel of the product indicates that the product must not be disposed of as normal household waste. To prevent possible harm to the environment please separate the product from other waste to ensure that it can be recycled in an environmentally safe manner. Please contact your local government office or your retailer for available collection facilities.



DISPOSITION

La poubelle sur roulettes barrées X, qui apparaît en logo sur le panneau arrière du produit, indique que celui-ci ne doit pas être traité comme un déchet domestique commun. Afin de protéger l'environnement, ce produit électronique devra être géré séparément et donc recyclé selon les nouvelles normes Européennes Rohs concernant les déchets d'appareils électroniques. Prière de contacter les services concernés gouvernementaux ou votre point de vente pour l'élimination et l'enlèvement de déchets électroniques équipés de composants électroniques.



DISPOSAL

La etiqueta cruzada hacia fuera del compartimiento que aparece en el panel trasero del producto indica que el producto no se debe reciclar como basura normal de la casa. Para prevenir daños posible al ambiente separe por favor el producto de otras basura para asegurarse de que puede ser reciclada de una manera ambientalmente segura. Entre en contacto por favor a su oficina gubernamental local o a su minorista para las instalaciones disponibles de la colección.



RIFIUTI

L'etichetta del cassonetto barrato riportato sul retro dell'apparecchio indica che il prodotto non deve essere smaltito tramite la procedura normale di smaltimento dei rifiuti domestici. Per evitare eventuali danni all'ambiente, separare questo prodotto da altri rifiuti domestici in modo che possa venire riciclato in base alle procedure di rispetto ambientale. Per maggiori dettagli sulle aree di raccolta disponibili, contattate l'ufficio governativo locale od il rivenditore del prodotto.



FACHGERECHTE ENTSORGUNG:

Das auf der Geräterückseite angebrachte Label deutet darauf hin, dass das Produkt nicht mit konventionellem Hauskehricht entsorgt werden darf. Um Schäden und Verschmutzungen an Umwelt und Mensch zu vermeiden, muss das Produkt fachgerecht entsorgt und von anderem Abfall getrennt werden. Wenden Sie sich bei Fragen hierzu an Ihren Fachhändler oder an eine öffentliche Informationsstelle.

AFVAL

Het label op de achterzijde van dit apparaat, een afvalbak op wielen met een kruis doorgehaald, geeft aan dat dit apparaat niet samen met gewoon huishoudafval mag worden weggegooid. Om mogelijke schade aan onze leefomgeving te voorkomen dient dit apparaat, gescheiden van gewoon huishoudelijk afval, te worden afgevoerd zodat het op een milieuvriendelijke manier kan worden gerecycleed. Neem voor beschikbare inzamelplaatsen contact op met uw gemeentelijke reinigingsdienst of met uw elektronica leverancier.



HÄVITTÄMINEN

Yliruksattua jäteastiaa kuvaava tarra tuotteen takalevyssä kertoo, että tuotetta ei saa käsitellä normaalina talousjätteenä. Ympäristön suojelemiseksi on tuote pidettävä erillään muusta jätteestä ja se on kierrätettävä ekologisesti kestävällä tavalla. Ota yhteyttä laitteen myyjään tai Pirkanmaan Ympäristökeskukseen lähimmän kierrätyksen löytämiseksi.


AFSKAFNING

Logoet med en skraldespand med kryds over på bagsiden af apparatet indikerer at dette produkt ikke må kasseres som normal husholdningsaffald. For at forebygge mulig skade på miljøet, bedes De separere dette produkt fra andet affald, og sikre at det bliver genbrugt på en miljørigtig måde. Kontakt venligst de lokale myndigheder eller din forhandler for oplysning om nærmeste tilgængelige opsamlingssted for elektronikaffald.



ΔΙΑΔΙΚΑΣΙΑ ΑΠΟΡΡΙΨΗΣ

ΤΟ ΣΗΜΑ ΜΕ ΤΟΝ ΔΙΑΓΕΓΡΑΜΜΕΝΟ ΤΡΟΧΗΛΑΤΟ ΚΑΔΟ ΑΠΟΡΡΙΜΑΤΩΝ ΣΤΗΝ ΠΙΣΩ ΟΨΗ ΤΟΥ ΜΗΧΑΝΗΜΑΤΟΣ ΔΗΛΩΝΕΙ ΟΤΙ ΤΟ ΠΡΟΪΟΝ ΑΥΤΟ ΔΕΝ ΠΡΕΠΕΙ ΝΑ ΔΙΑΧΕΙΡΙΣΘΕΙ ΣΑΝ ΣΥΝΗΘΙΣΜΕΝΟ ΟΙΚΙΑΚΟ ΑΠΟΒΛΗΤΟ. ΠΡΟΣ ΑΠΟΦΥΓΗ ΕΝΔΕΧΟΜΕΝΗΣ ΕΠΙΒΑΡΥΝΣΗΣ ΤΟΥ ΠΕΡΙΒΑΛΛΟΝΤΟΣ, ΞΕΧΩΡΙΣΤΕ ΤΟ ΠΡΟΪΟΝ ΑΠΟ ΤΑ ΆΛΛΑ ΑΠΟΡΡΙΜΑΤΑ ΩΣΤΕ ΝΑ ΕΞΑΣΦΑΛΙΣΘΕΙ Η ΑΝΑΚΥΚΛΩΣΗ ΤΟΥ ΜΕ ΤΟΝ ΠΡΕΠΟΝΤΑ ΤΡΟΠΟ. ΠΑΡΑΚΑΛΟΥΜΕ ΝΑ ΕΠΙΚΟΙΝΩΝΗΣΕΤΕ ΜΕ ΤΗΝ ΤΟΠΙΚΗ ΥΠΗΡΕΣΙΑ ΑΝΑΚΥΚΛΩΣΗΣ Η ΜΕ ΤΟ ΚΑΤΑΣΤΗΜΑ ΑΓΟΡΑΣ ΓΙΑ ΠΕΡΙΣΣΟΤΕΡΕΣ ΛΕΠΤΟΜΕΡΕΙΕΣ.



MUSICAL FIDELITY

Musical Fidelity Limited

Unit 24 - 26, Fulton Road
Wembley HA9 0TF England
+44 (0)20 8900 2866

<http://www.musicalfidelity.com>

For warranty, please register product on
<http://www.musicalfidelity.com/register>