



SL MONO MANUAL

The perfect way to reproduce of MONO vinyl record

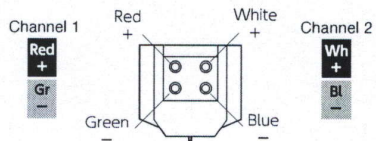
INTRODUCTION

Thank you for purchasing the 「華」 SL MONO cartridge. If you play a mono record with a stereo cartridge, imperfections such as crosstalk, noise, phase errors, tracking error, antiskating and distortion due to the difference between the left/right channels will result in an unstable and partially fuzzy image.

A mono switch to some extent can improve this, however, a mono cartridge is the only way to get the best sound from a mono record.

The SL MONO Shibata design diamond needle profile will ensure you get the best possible detail and accuracy from your mono records.

Color and polarity of 「華」 SL-MONO output terminal pins



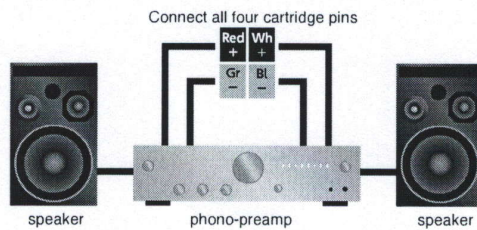
The 「華」 SL MONO cartridge is constructed with two coils, it can therefore be used in the following 3 ways, depending on your circumstance:

Option 1

Wire cartridge as for stereo reproduction, illustrated below.

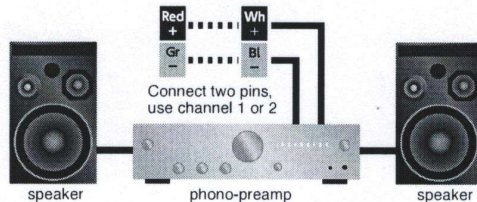
Channel 1. Red +(positive) and Green -(negative)

Channel 2. White +(positive) and Blue -(negative)



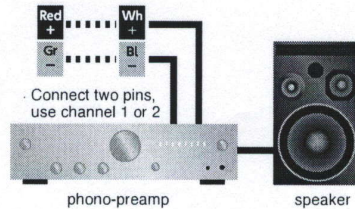
Option 2

This option works for phono amplifiers with a Left/Right channel selection switch.



Option 3

Use this option if one loudspeaker is used and you have a mono amplifier, or left/right balance control on your stereo amplifier. Turn fully to the one channel used.



華 SL MONO Specification

Stylus	Nude Diamond Shibata
Stylus Shape	0.27x1.57mil
Cantilever	Aluminum
Output level	0.4mv/1KHz
Vertical Tracking force	2gr
Trackability	70 μm/2gr
Frequency response	15-32,000Hz
Impedance	23 Ω /1KHz
Suggested load Impedance	>200Ω
Cartridge weight	5gr
Body Color	Black

