
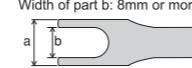


*Rear panel : European Model



SPECIFICATIONS

Rated output	110W + 110W (8Ω), 210W + 210W (4Ω)
Input sensitivity/ input impedance	PHONO (MM) : 2.5mV/47kΩ PHONO (MC) : 0.3mV/100Ω LINE : 180mV/47kΩ BAL.LINE : 180mV/55kΩ MAIN-IN : 1.05V/47kΩ
Output voltage	REC OUT: 180mV, PRE-OUT: 1V
Frequency response	PHONO : 20Hz to 20kHz (±0.5dB) LINE : 20Hz to 100kHz (within -3dB)
Total harmonic distortion	0.007% or less (8Ω, 1kHz) 0.08% or less (8Ω, 20Hz to 20kHz)
S/N ratio (IHF-A)	PHONO (MM) : 91dB or more PHONO (MC) : 75dB or more LINE : 105dB or more
Volume adjustment	New LECUA1000
Amplification circuit	ODNF 4.0
Output configuration	Bipolar 3-parallel push-pull
Damping factor	260

Max. amount of tone control	BASS: ±8dB at 100Hz TREBLE: ±8dB at 10kHz
Power supply	230V-(50Hz) / 115V-(60Hz)
Power consumption	350W 86W (under no signal), 0.4W (at standby)
External dimensions	440(W) x 178(H) x 454(D) mm front side knob of 20mm and rear side terminal of 27mm included in depth
Net weight	25.0kg (main unit)
Accessories	Remote control (RA-17A) Power cable
Speaker terminal Supported Y-ug terminal dimension	Width of part a: 15mm or less Width of part b: 8mm or more 

* Connection may not be performed depending on the shape of the Y-ug terminal.

* Setting the phase inverter switch to the B position allows balance input terminal No 2 to change to **HOT**, and No. 3 to **COLD**.

* Specifications and appearance are subject to change without notice. * The products listed in this catalog do not include line cables. Please purchase cables separately.



LUXMAN CORPORATION, 1-3-1 Shinyokohama, Kouhoku-ku, Yokohama-shi, Kanagawa 222-0033, Japan
Tel: +81-45-470-6980 Fax: +81-45-470-6997 www.luxman.co.jp
LUXMAN reserves the right to alter the design and specifications without notice.
All rights reserved LUXMAN CORPORATION



Safety Cautions

To ensure correct use of this product, read the "Owner's Manual" prior to use. Failure to follow all safeguards can result in fire, electric shock, or other accidents.



INTEGRATED AMPLIFIER
L-507uX MARK II



Incremental improvements accumulate to create a worthy successor that is built on heritage and introduces a new concept of value.

The L-507uXII integrated amplifier earns its Mark II status by combining the knowledge and experience of developing refined pure Class A integrated amplifiers with state of the art technology.

The L-507uXII features the New LECUA 1000 attenuator and a discretely configured buffer circuit as well as the Version 4.0 ODNF (Only Distortion Negative Feedback) original feedback circuit from LUXMAN to achieve spatial expression, overwhelming power and clarity that is comparable to a separate amplifier.

Technology has progressed but the philosophy remains the same.

The L-507uXII represents a quantum leap in integrated amplifier design and reflects the global perception of LUXMAN as the leader in brilliant audio expression and reproduction.



■ New LECUA*1000 computerized attenuator


The New LECUA1000 is the most important part of the pre-amplifier section and handles volume adjustment of sound signals at micro levels. A computerized attenuator, the New LECUA1000 is an integral part of the amplifier circuit and performs in the same way as the high-end C-900u LUXMAN control amplifier. The New LECUA1000 enables the volume to be adjusted smoothly and finely in 88 steps thereby minimizing the deterioration of the sound quality. In addition, a 3D layout has been introduced in the New LECUA1000 allowing the substrates to be placed in three dimensions. A direct connection between the attenuator circuit and amplification circuit is made to minimize the signal transmission route and improve efficiency. What is more, this type of design is insensitive to external vibration, eliminates any change in sound quality depending on the position and durable so that it will not decline with the passage of time.

*LECUA stands for "Luxman Electronically Controlled Ultimate Attenuator".

■ ODNF* Version 4.0 innovative amplification feedback circuit

An integral part of the design of the L-507uXII is LUXMAN's original ODNF amplification feedback circuit. This features a fast-primary slew rate and an ultra-wide bandwidth that is achieved through the feedback of distortion components only from the amplification output circuit. The latest version of ODNF-Version 4.0-is used, resulting in a dramatic enhancement of accuracy in distortion detection, lower impedance and a higher S/N ratio due to a parallel first stage and Darlington connected second stage of the amplification circuit, as well as a 3-parallel first stage error detection circuit. A 3-parallel push-pull structure output stage achieves complete output linearity of 110W+110W (8Ω) and 210W+210W (4Ω). This type of circuit can achieve high power ratings that are comparable to a separate amplifier and has the force to drive various speaker systems to deliver high grade sound reproduction.

*ODNF stands for "Only Distortion Negative Feedback".



New LECUA 1000




Power amplifier block of 3-parallel module ODNF version 4.0



Enhanced high capacity power supply

■ Enhanced high capacity power supply

The highly stable power supply of the L-507uXII consists of a large capacity E-core type power transformer and 4 pieces of customized 10,000 μF capacitor blocks. This ensures an instantaneous, constant and stable current that will exhaustively deliver sound dynamism.




Customized speaker terminals

■ A wide variety of custom-made parts for high sound quality

OFC wires are used in the internal wiring of the L-507uXII to achieve a natural signal transmission due to the spiral wrap shielding on each core and non-plating process on the core wire. This model is generously equipped with many custom-made parts designed to achieve high sound quality such as Y lugs for a secure connection.

■ Discrete buffer circuit

The L-507uXII features a new discrete, embedded buffer circuit mounted on the output stage of the pre-amplifier circuit that is equivalent to the type used in the high-end C-900u. This helps to protect the purity of the audio signal whilst enhancing the drive force of the power amplifier unit.



High quality sound pre-amplifier board

■ An abundance of user-friendly functions

The L-507uXII is equipped with a high-quality phono amplifier that is compatible with MM/MC cartridges. This model offers all the functions that a high quality integrated amplifier should offer such as bass/treble tone control, LR balance adjustment using LECUA, pre/power separation function, volume function and headphone output to name a few.



Machined aluminium knobs




Low-resistance speaker relay

■ Low impedance transmission

Large-capacity, low resistance speaker relays are connected in parallel to enable lossless transmission for the powerful driving force that is generated by the large-scale output circuit. In addition, the damping factor has been improved from 205 to 260 by directly connecting to the speaker terminals thus enabling a dynamic sound expression.

■ Original technologies prioritize sound quality

To realise a smooth, stress free signal transmission LUXMAN use an original Beeline construction that is a non-angled wiring pattern to allow the signal transmission to take the shortest optimal route. This is one of many examples of a LUXMAN original design that makes sound quality a priority.



Non-angled wiring pattern



New customized gradation cast iron Insulator

■ New customized gradation cast iron Insulator

Gradation cast iron legs that are used for the LUXMAN 900 series separate amplifier are fitted to eliminate resonance for the L-507uXII, taking thorough countermeasures against vibration. The solid loopless chassis with thorough grounding adds to the structural stability and therefore sound quality.

■ Aluminium dedicated remote control

The L-507uXII features an AC inlet for a detachable cable. Standard accessories includes a high-grade aluminium remote control.



Remote control